

# INTERIOR CREATIONS, INC.

## Custom Pillow Designs

---

It is our goal to make your design process easy as well as fun. Refer to this booklet -- online or print out to have handy -- as you browse our Fabric and Trim pages online.

Follow these steps to create your own personalized throw pillows:

### **BASICS:**

- Browse through this booklet; decide on size(s) and style(s) you prefer
- Feel free to create your own mix&match design from our - or your own - ideas
- Please note: designs with complex fabric piecing and/or elaborate trim will require a sketch to be faxed to us with detailed descriptions as well as submitting the online order form

### **FABRIC:**

- Choose from selection on Fabric pages online
- Square/rectangle back: solid front will have same back unless specified; pieced/panel front can be same back or solid from one of front fabrics. Please specify

### **PERIMETER TRIM:**

- Piping/welt, flange, ruffle, fringe, cording
- Alone or in any combination
- Choose from selection on Trim page online
- Choose welt and flange/ruffle fabric from Fabric page

### **OTHER TRIM:**

- Tassels, cording
- Choose from selection on Trim page online
- Choose covered button fabric from Fabric pages online

## Square Pillow

### **BASICS:**

- Choose pillow size and style

### **FABRICS:**

- 4-square/triangle pieced body can be 1, 2 or 4 fabrics (using 1 fabric will alternate directions for contrast)
- Unless specified, fabric numbering will correspond to examples at right
- Choose from Fabric pages online

### **PERIMETER TRIM:**

- Piping/welt, flange, ruffle, fringe, cording
- Alone or in any combination
- Choose welt and flange/ruffle fabric from Fabric pages online

### **OTHER TRIM:**

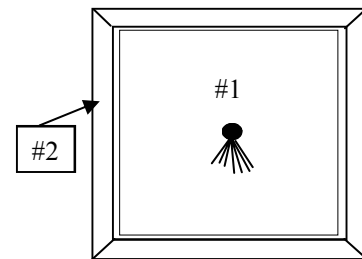

- Tassels, covered buttons
- Choose trim from Trim page online
- Choose covered button fabric from Fabric pages online

### **Remember:**

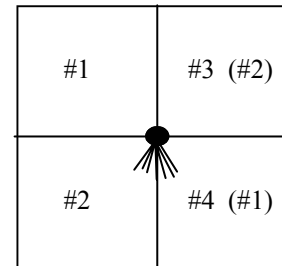
- Our sizing and styles are a guideline for our set designs and can be ordered easily online but...
- Feel free to create your own mix&match design from our - or your own - ideas
- Complex designs will require a sketch to be faxed to us with detailed descriptions as well as submitting the online order form
- Square/rectangle back: solid front will have same back unless specified; pieced can be same as front or solid from one of front fabrics. Please specify.

**NOTE FABRIC NUMBERING ON EXAMPLES AT RIGHT**

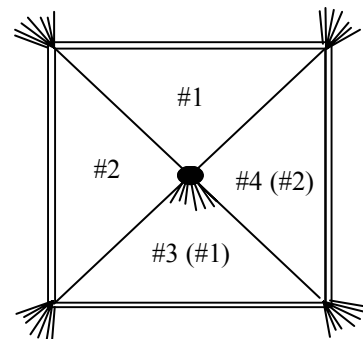
### **EXAMPLES**



***2" flange, inner perimeter welt, center covered button w/ tassel***



***4-piece-square, center covered button w/ tassel***



***4-piece-triangle, center covered button w/ tassel, perimeter welt, corner tassels***

## Square Envelope Pillow

### **BASICS:**

- Choose pillow size, style and size of flap: half triangle, full triangle, half rectangle

### **FABRICS:**

- Solid (fabric #1) with same or contrasting (fabric #2) flap
- Choose from Fabric pages online

### **PERIMETER TRIM:**

- Piping/welt, flange, ruffle, fringe, cording
- Alone or in any combination
- Choose welt and flange/ruffle fabric from Fabric pages online

### **OTHER TRIM:**

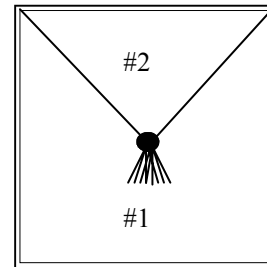
- Tassels, covered buttons
- Choose trim from Trim page online
- Choose covered button fabric from Fabric pages online

### **Remember:**

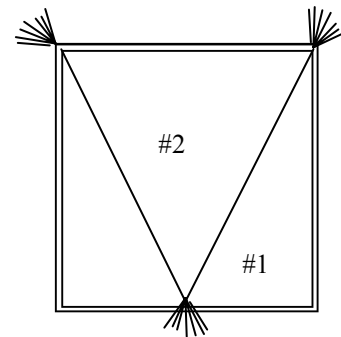
- Our sizing and styles are a guideline for our set designs and can be ordered easily online but...
- Feel free to create your own mix&match design from our - or your own - ideas
- Complex designs will require a sketch to be faxed to us with detailed descriptions as well as submitting the online order form
- Square/rectangle back: solid front will have same back unless specified; pieced can be same as front or solid from one of front fabrics. Please specify.

**NOTE FABRIC NUMBERING ON EXAMPLES AT RIGHT**

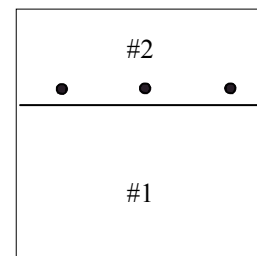
### **EXAMPLES**



***Half-triangle Envelope, perimeter welt, covered button w/ tassel at flap end***



***Full-triangle Envelope, perimeter welt, tassels at top corners and flap end***



***Half-rectangle Envelope, 3 covered buttons at flap end***

## Square Panel Pillow

### **BASICS:**

- Choose pillow size and number of panels

### **FABRICS:**

- Unless specified, fabric numbering for panels will correspond to examples at right
- Choose from Fabric pages online

### **PERIMETER TRIM:**

- Piping/welt, flange, ruffle, fringe, cording
- Alone or in any combination
- Choose welt and flange/ruffle fabric from Fabric pages online

### **OTHER TRIM:**

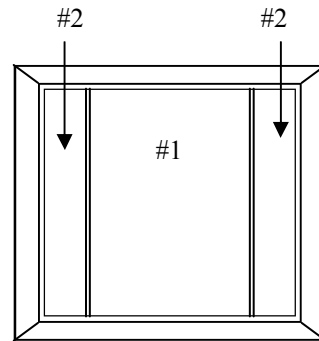
- Tassels, covered buttons
- Choose trim from Trim page online
- Choose covered button fabric from Fabric pages online

### **Remember:**

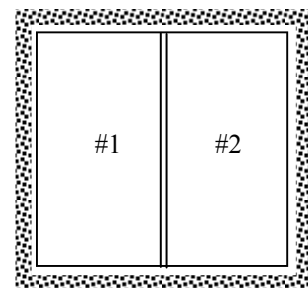
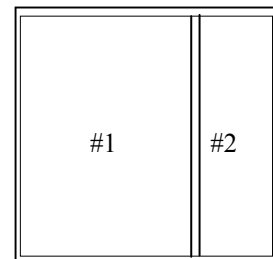
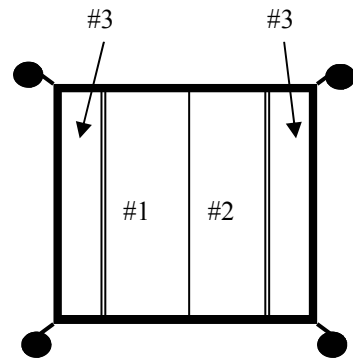
- Our sizing and styles are a guideline for our set designs and can be ordered easily online but...
- Feel free to create your own mix&match design from our - or your own - ideas
- Complex designs will require a sketch to be faxed to us with detailed descriptions as well as submitting the online order form
- Square/rectangle back: solid front will have same back unless specified; pieced can be same as front or solid from one of front fabrics. Please specify.

**NOTE FABRIC NUMBERING ON EXAMPLES AT RIGHT**

### **EXAMPLES**



**Picture Frame  
w/ 3-Panel**



**Various Panel options  
with various trim**

## Rectangular Pillow

### **BASICS:**

- Choose pillow size and style
- Style selection is same as for Square pillows

### **FABRICS:**

- Unless specified, fabric numbering will correspond to examples at right - also refer to Square pillow examples
- Choose from Fabric pages online

### **PERIMETER TRIM:**

- Piping/welt, flange, ruffle, fringe, cording
- Alone or in any combination
- Choose welt and flange/ruffle fabric from Fabric pages online

### **OTHER TRIM:**

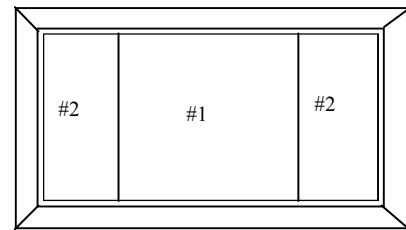
- Tassels, covered buttons
- Choose trim from Trim page online
- Choose covered button fabric from Fabric pages online

### **Remember:**

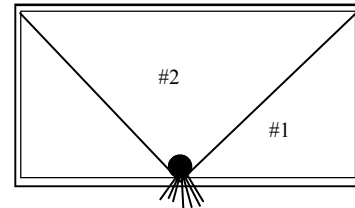
- Our sizing and styles are a guideline for our set designs and can be ordered easily online but...
- Feel free to create your own mix&match design from our - or your own - ideas
- Complex designs will require a sketch to be faxed to us with detailed descriptions as well as submitting the online order form
- Square/rectangle back: solid front will have same back unless specified; pieced can be same as front or solid from one of front fabrics. Please specify.

**NOTE FABRIC NUMBERING ON EXAMPLES AT RIGHT**

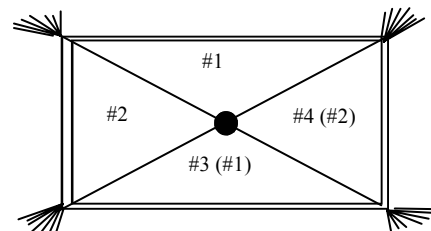
### **EXAMPLES**



***3-Panel, 2" flange,  
inner perimeter welt***



***Full-triangle Envelope,  
perimeter welt, covered  
button w/ tassel on flap***



***4-piece-triangle, perimeter welt,  
center covered button,  
corner tassels***

## Cube Pillow

### **BASICS:**

- Choose size

### **FABRICS:**

- 6 sides can be 1, 2, 3 or 6 fabrics
- Unless specified, fabric numbering will correspond to examples at right
- Choose from Fabric pages online

### **PERIMETER TRIM:**

- Piping/welt, cording
- Choose welt fabric from Fabric pages online

### **OTHER TRIM:**

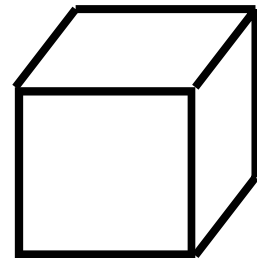
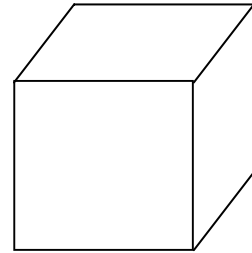
- Tassels, covered buttons
- Choose trim from Trim page online
- Choose covered button fabric from Fabric pages online

### **Remember:**

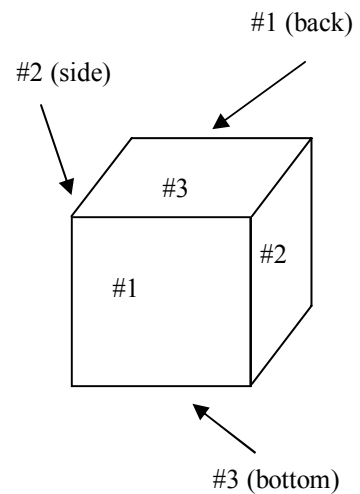
- Our sizing and styles are a guideline for our set designs and can be ordered easily online but...
- Feel free to create your own mix&match design from our - or your own - ideas
- Complex designs will require a sketch to be faxed to us with detailed descriptions as well as submitting the online order form

**NOTE FABRIC NUMBERING ON EXAMPLES AT RIGHT**

### **EXAMPLES**



***perimeter welt***



***3 contrasting fabrics***

## Sphere Pillow

### **BASICS:**

- Diameter size will be 10" unless specified

### **FABRICS:**

- 4-pieced body can be 1, 2 or 4 fabrics;
- 6-pieced body can be 1, 2, 3, or 6 fabrics
- Choose from Fabric pages online

### **TRIM:**

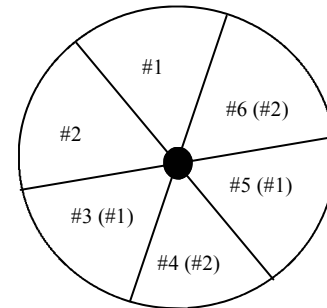
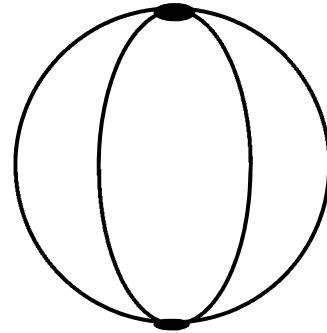
- Piping/welt, cording
- Tassels, covered buttons
- Alone or in any combination
- Choose from Trim page online
- Choose welt and covered button fabric from Fabric pages online

### **Remember:**

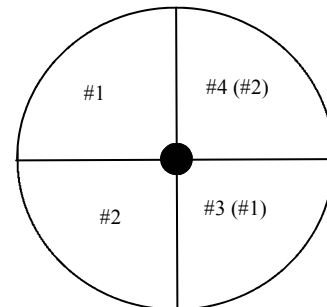
- Our sizing and styles are a guideline for our set designs and can be ordered easily online but...
- Feel free to create your own mix&match design from our - or your own - ideas
- Complex designs will require a sketch to be faxed to us with detailed descriptions as well as submitting the online order form

**NOTE FABRIC NUMBERING ON EXAMPLES AT RIGHT**

### **EXAMPLES**



**Top view 6-Panel**



**Top view 4-Panel**

## Bolster & Wheel Pillows

### **BASICS:**

- Choose diameter and length; can be bolster or round/boxed “wheel” style

### **FABRICS:**


- Wraparound ‘cylinder’ can be solid or panel
- Unless specified, fabric numbering will correspond to examples at right
- Choose from Fabric pages online

### **TRIM:**

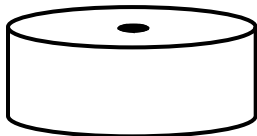
- Piping/welt, fringe, cording
- Tassels, covered buttons
- Choose welt and covered buttons fabrics and sizing from Fabric pages online
- Choose trim from Trim page online

### **Remember:**

- Our sizing and styles are a guideline for our set designs and can be ordered easily online but...
- Feel free to create your own mix&match design from our - or your own - ideas
- Complex designs will require a sketch to be faxed to us with detailed descriptions as well as submitting the online order form



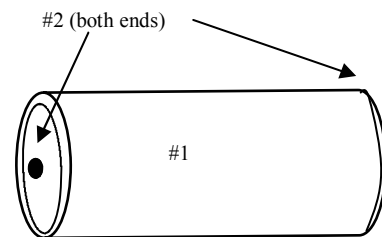

Bolster Pillow: small diameter, long length



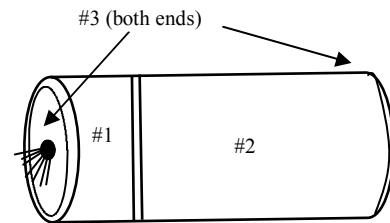
Wheel Pillow: large diameter, short length

**NOTE FABRIC NUMBERING ON EXAMPLES AT RIGHT**

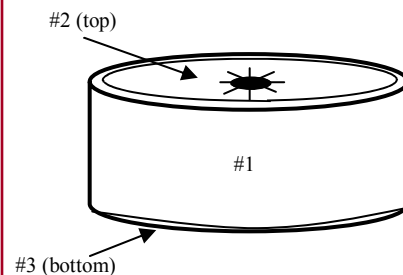
### **EXAMPLES**



***Solid body bolster w/ end welts, end center covered button***



***2-Panel bolster w/ inner welt, end welts, end center covered button w/ tassel***



***Wheel pillow w/ perimeter welt, contrasting top/bottom fabric, center covered button***